

Corporate quarterly performance report **2012-2013**

Summary for Children's Services Scrutiny Committee

Quarter 1

(April 1st 2012 to June 30th 2012)

Quarterly Corporate Performance Management Report

Contents

Section 1: Introduction	Page 3
Section 2: Performance Summary Quarter 1 2012/13	Page 4
Section 3: Reporting on Council Action Plan Priorities	Page 5
Young People Regeneration, skills and employment Tackling crime, fear of crime and anti-social behaviour	Page 6

Section 1: Introduction

This is the first Quarterly Corporate Performance Management Report of 2012/13 highlighting performance for the period April 1st 2012 to June 30th 2012.

The report outlines the Councils Performance by reference to a number of key activities and indicators, identified in the Council Plan, and linked to the overall ambition it sets out for the council today:-

Our Ambition is to make Dudley Council amongst the best local authorities in Britain; one we can all be proud of,

Our vision “Dudley Council is renowned for providing excellent public services”

Following consideration by the Cabinet, this report will be made available to the public via the internet.

A performance summary, affecting Dudley MBC during quarter 1, is included in **Section 2**.

The main body of the report focuses on the seven priorities contained in the Council Action Plan and progress against the key performance indicators and activities used to determine our delivery of these priorities is included in **Section 3**.

Section 2: Performance Summary Quarter 1 2012/13

This section summarises the performance information and key achievements and issues affecting children's services in Dudley that are addressed in detail in the main body of the report.

There follows a brief summary of performance for each Council Plan priority, including any significant achievements and challenges. The detail behind these headlines is included in Section 3 of the report.

Section 3: Reporting on Council Action Plan Priorities

The Council Plan 2013 sets out the Authority's priorities for the three year period 2010-2013. It provides a focus on where we want to be over the next three years and outlines how we are planning to meet a combination of key drivers:

- National priorities set by Central Government
- Aspirations of the Dudley Community Strategy 2020
- Issues that matter most to local people
- The unique challenges arising from the economic climate

This section provides a detailed review of the progress of the key performance indicators and activities contained within the Council Action Plan.

The scorecards show directorate performance for the;

- Reporting Quarter
- The traffic light status (Denotes year to date performance against the set targets).








The status symbol employed for performance indicators as follows;

- ★ Where performance exceeds the target tolerance
- Where performance is on target and in the upper half tolerance
- Where performance is on target and in the lower half tolerance
- ▲ Where performance is below the target tolerance

The status symbol employed for performance against key actions as follows;

- ★ Excellent progress/ ahead of schedule against completion date / milestone
- ✓ Good progress/ on schedule against completion date/ milestone
- ▲ Fair progress/ behind schedule against completion date/ milestone

Young people

Periods -->	01/04/2012 to 30/06/2012		
PI	Actual 	Target 	SCORE
Number of LAC per 10k of the child population	104.9	98.8	
Care leavers in employment, education and training	50	65	
Number of children subject to child protection plan	29.6	36	
Average time (days) to match a child to an adoptive family	174	213	
% of Initial assessments for children's social care carried out < 10 working days	62.9	72.5	

Comments:

PI - 1176 This is the outturn against a 10 day timescale as the indicator has changed. Slight drop in performance in one team associated with sick leave in a number of team members, has lowered the overall figure. This indicator is under national review.

PI – 1178 At the start of the first quarter the number of LAC per 10k was 104.9 and this trend has risen at the end of the quarter to 109.4. The numbers of new admissions are 66 in the quarter, 36 in the 0-9 age group and 30 in the 10 and over group.

30 children ceased to be looked after in the period. In quarter 4 we had a similar number of admissions but more discharges. The trend and fluctuation appears to be around the number of discharges. The focus on reunification and turning the curve on the 2 critical age group 0-4 & 10-15 should begin to impact in subsequent quarters.

PI – 1180 3 out of the 6 care leavers who had their 19th birthday in Qtr 1 2012-13 were in employment, education or training

Objective 1 Improve outcomes for all children and young people

ref	Key Activities	Status	Progress	Lead Officer
YP1a	Improve outcomes for children aged 0-11 (early years and primary)	✓	The local authority is now actively engaged with all schools in developing the strategy in line with national policy. Work has been undertaken at Headteacher meetings and conferences and within smaller group meetings with schools. The draft improvement policy will be informed by the outcomes of these meetings and discussions with Senior local authority Officers and the Lead Member of the Council.	Dave Perrett DCS
YP1b	Improve outcomes for children and young people aged 11-19 years (or aged 25 for those with disabilities)	✓	At the time of writing this quarter's review the local authority holds no further validated data on pupil achievement reported in the last report. Feedback from schools for the work of the local authority support services continues to be positive in respect of improvements to areas such as teaching and learning. The majority of Dudley schools are rated good or outstanding by OfSTED. Standards at Key Stage 4 percentage of pupils attaining 5 A* -C GCSE (including English and maths) 59 remain in line with the national average.	Dave Perrett DCS
YP1c	Improve the educational attainment of Looked After Children (LAC)	✓	23% of local authority young people achieved 5A*-C (including English and maths) in the summer of 2011. The virtual school staff continue to monitor the progress of all LAC children (young people on a term basis)	Dave Perrett DCS

Objective 2 Ensure that vulnerable children and young people are safe from maltreatment and neglect

ref	Key Activities	Status	Progress	Lead Officer
YP2a	Ensure that vulnerable children and young people are safe from maltreatment and neglect	✓	<p>Action plans in response to the OFSTED inspection of safeguarding are being implemented across the Directorate and partner agencies. .</p> <p>A quality assurance framework has been implemented with a year one focus for audit activity on child protection processes. Child protection standards for audit have been established.</p> <p>A quality assurance post has been agreed to add capacity to multi-agency audit capacity.</p> <p>Four additional social workers have been appointed to early intervention clusters and initial indicators are showing that this approach is effective in providing timely support to families in need with more appropriate referrals being received by social care where there is a reduction in contacts allowing the targeted resource to be focused on the children with higher levels of need.</p>	Pauline Sharratt DCS
YP2b	Ensure that Looked After Children (LAC) have good care, security, stability and achieve the best possible outcomes	✓	<p>The quality of care provided for look after children is good as evidenced by inspection outcomes and performance of regulated services against national standards .In addition stability indicators show good performance and the educational achievement of look after children has shown an improving trend .This is against a backdrop of rising trends of look after children which is putting pressure on placements.</p>	Pauline Sharratt DCS

Regeneration, skills and employment

Objective 5 To increase the number of people in the borough able to access training and job opportunities, leading to sustained employment.				
Ref	Key Activities	Status	Progress	Lead Officer
RE5c	Work with children and families to develop their learning and skills and future employment prospects	✓	<p>During quarter 1 Libraries, Archives and Adult Learning have:</p> <p>288 adult learners are on Family Learning programmes Dudley Library 65 Hours and Archives 35 hours of work experience in quarter 1. Bookstart Baby packs gifted -765, Treasure bags -1072 (100% achieved of target for quarter 1) Work continuing to support the most vulnerable families in partnership with children's services. 2 referrals to troubled families programme.</p>	Kate Millin DACHS

Tackling crime, fear of crime and anti-social behaviour

Objective 4 Children and young people substance misuse				
Ref	Key Activities	Status	Progress	Lead Officer
TA4b	Ensure that a referral process is in place and implemented for those children and young people leaving specialist treatment and in need of other services on exit	★	Current data available for Qtr 4 2011/12. 96% of young people who left treatment in an agreed and planned way were referred back/on to other Young people targeted or universal services for ongoing support. The national figure is 67%.	Audrey Heer CEX
TA4c	Reduce harm on children by limiting the access to alcohol and tobacco	✓	13 test purchases for alcohol were carried out, with 3 sales for alcohol. One license review was requested.	Nick Powell DUE