

**Investing in the Future -
Transforming Secondary Provision**

**Consultation on proposals for
Cradley High School**



Consultation Document

***'Putting Children and Young People First in
Dudley'***

6 July 2006

John Freeman

Director of Children's Services

Dudley Metropolitan Borough Council

Directorate of Children's Services

Westox House

1 Trinity Road

Dudley

West Midlands DY1 1JQ

Directorate of Children's Services Consultation Document

- Consultation on: **Investing in the Future – Transforming Secondary Provision. Proposals for Cradley High School**
- Summary: This document is intended to support consultation on proposals to close Cradley High School.
- Deadline: All responses must be received by **5.00 p.m. on Thursday 28 September 2006**
- Consultees:
- Children and young people attending Dudley schools
 - Pupils, staff and parents / carers of Cradley High
 - Chairs of Governing Bodies
 - Headteachers
 - Councillors
 - Members of the Select Committee on Children's Services
 - Members of Parliament
 - The Black Country Learning and Skills Council
 - Dudley Lifelong Learning Partnership
 - Directorate of the Urban Environment
 - Further Education Colleges
 - Directorate staff
 - Unions and Professional Associations
 - Early Years Development and Childcare Partnership
 - Standing Advisory Council on Religious Education
 - Dudley MBC – Corporate Board
 - Dudley Primary Care Trusts
 - West Midlands Police
 - Worcester Diocesan Education Committee
 - Roman Catholic Diocesan Schools Commission
 - Dudley Association of Governing Bodies
 - Neighbouring LEA Directors including Sandwell
 - Dudley Racial Equality Council
 - Community Forums
 - Community Learning Networks

Halesowen Churches
Dudley Free Church Liaison Council
Dudley Parent Partnership
The Kashmiri Pakistani Professionals Forum
Dudley Community Partnership
Dudley Muslim Association
Black Country Chamber of Commerce
Black Country Connexions
Dudley Education Business Group
Community Representatives Panel
Sure Start local programmes
Children's Fund
Children and Young People's Partnership
Learning and Skills Council

Public Access

Dudley MBC Public Libraries
Dudley Website www.dudley.gov.uk
Reception desk of the Directorate of Children's Services
Westox House
Trinity Road
Dudley
DY1 1JQ

Responses to:

Vicky Cook
Executive Support Team
Directorate of Children's Services
Westox House
Trinity Road
Dudley
DY1 1JQ
vicky.cook@dudley.gov.uk

All responses may be published. **A large print version** is available on request.

If you would like to be consulted in a different language please contact Vicky Cook on 01384 813726

Bengali

"আপনি যদি বাংলায় আলোচনা করতে চান তবে দয়া করে ভিকি কুক কে 01384 813726 নাম্বারে টেলিফোন করুন।"

Chinese

當向你徵詢意見時候 你想用的語言是中文 請致電01384 813726與Vicky Cook 聯絡

Gujarati

જો તમે ગુજરાતીમાં સલાહ વાતચીત કરવા ઇચ્છતાં હો, તો કૃપા કરીને વિડિ કૂકનો 01384 813726 પર સંપર્ક કરો.

Hindi


यदि आप चाहते हैं कि आपके साथ हिन्दी में सलाह की जाये तो कृपया विक्की कुक को टैलीफोन नंबर 01384 813726 पर फोन करें

Punjabi

ਜੇ ਤੁਸੀਂ ਚਾਹੁੰਦੇ ਹੋ ਕਿ ਤੁਹਾਡੇ ਨਾਲ ਪੰਜਾਬੀ ਵਿੱਚ ਸਲਾਹ ਕੀਤੀ ਜਾਵੇ ਤਾਂ ਵਿੱਕੀ ਕੂਕ ਨੂੰ ਟੈਲੀਫੋਨ ਨੰਬਰ 01384 813726 ਤੇ ਫੋਨ ਕਰਨ ਦੀ ਕ੍ਰਿਪਾਲਤਾ ਕਰਨੀ।

Urdu

اگر آپ کو اردو میں مشورہ درکار ہو تو براہ مہربانی وکی کک سے ٹیلیفون نمبر 01384 813726 پر رابطہ کیجئے



John Freeman
Director of Children's Services
6 July 2006

Investing in the Future – Transforming Secondary Provision

Consultation on proposals for Cradley High School

1. Context

Dudley has managed numerous changes to the pattern of schooling at several critical points over the last 60 years. Political, educational and demographic changes have led to the building of new schools, amalgamations, changes in size and closures. Dudley is now facing again the need to change and, with the benefit of much better information, can respond with a degree of certainty to meet the needs of children for the next 20 – 30 years.

The annual birth rates (using academic year September – August) in Dudley have reduced from 4,116 in 1990 to 3,344 in 2003. There was a slight increase to 3,514 in 2004 but long-term projections indicate annual births of around 3,300. This is a major problem for all Dudley schools because the amount of money Dudley receives through the Council's revenue grant from government is based on the number of pupils attending schools. As the pupil numbers fall the level of government grant falls and school budgets have less capacity to meet the costs of providing education. Based on the numbers of children already born, the number of primary pupils in Dudley is projected to fall by a further 2,358 by 2010.

Secondary schools have been full for a long time due to the higher birth rates in the 1980s and 1990s. The fall in birth rates is beginning to affect secondary schools across the Borough. The impact on Cradley High has been evident for 3 years (see page 6). The fall in numbers overall and at Cradley High in particular means that the school will receive a smaller budget because there is less to distribute to all schools and because its own numbers are falling. The school can no longer afford to offer the quality of education that has been available so far.

It has become imperative to take action now to ensure that all schools have sufficient resources to continue improving the quality of education and the standards achieved by children and young people. This means the pattern of secondary school provision must be cost effective, with only sufficient surplus places to allow a degree of parental preference and in order to cope with any small variations in demand. It is important to say that these proposals for Cradley High, combined with the other changes, will affect every secondary school in the Borough, by ensuring that money is not wasted on maintaining surplus places but directed to the education of all children and young people.

2. Cradley High

The graph below shows how admissions to Year 7 have fallen at Cradley High. The published admission number (PAN) is 150. The number of pupils admitted to Year 7 has fallen every year since September 2002. As the numbers of primary school children in Dudley has fallen the demand for places at Cradley High will continue to fall. There were only 34 first preferences for Cradley High for admission to Year 7 in September 2006. The total number of allocations is 68.

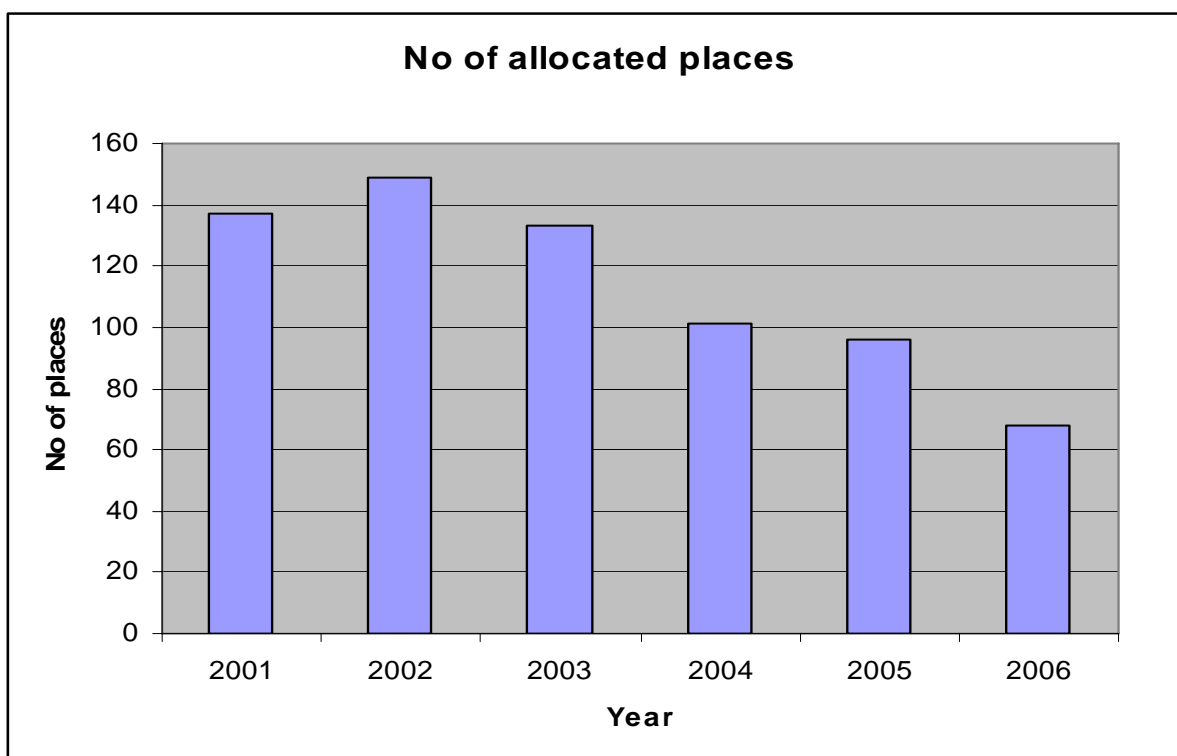


Table 1 shows how the total number of pupils at Cradley High (Year 7 – Year 11) have fallen. The larger numbers in January 2001, 2002 and 2003 reflect the peak annual birth rates around 1990. As the annual birth rate has fallen by almost 20% since 1990 there is no prospect of the demand for places at Cradley High increasing significantly. As the larger year groups move through the school and are replaced with smaller Year 7 intakes, the total number will continue to fall. Without action the number on roll will fall to around 370 by September 2009 (based on continued intakes of around 68 pupils).

Table 1 – Total Cradley High pupil numbers 1997 - 2007

Year	1997	1998	1999	2000	2001	2002	2003	2004	2005	2006	2007 (provisional)
Total no. of pupils attending Cradley High	619	677	687	719	726	769	752	713	665	607	542
All figures taken on the third Thursday in January each year											

Table 2 shows the number of pupils in each year group at Cradley High in September 2005 compared with September 2006. Estimated numbers for September 2006 are shown in brackets. The pattern illustrates clearly how larger groups of older pupils are being replaced by smaller groups of younger pupils.

Table 2 – Numbers and estimated numbers at Cradley High - September 2005 and 2006

	Y7	Y8	Y9	Y10	Y11	Total
Sept 05 (Sep 06)	96 (68)	101 (92)	129 (98)	151 (138)	148 (145)	625(541)

Tables 3 – 5 show the numbers of pupils in each year group at Cradley High and the nearest secondary schools for June 2006, September 2006 and September 2007. The Published Admission Number (PAN) is the number of places in each year. The number of surplus places in each year is shown in brackets.

Table 3 – Current pupil numbers and surplus school places - June 2006

School	PAN	Yr 7	Yr 8	Yr 9	Yr 10	Yr 11	Total**
Cradley High	150	91 (59)	98 (52)	136 (14)	145 (5)	135 (15)	605 (145)
Thorns	270	274 (0)	270 (0)	270 (0)	269 (1)	269 (1)	1532(0)
Hillcrest	152	180 (0)	185 (0)	187 (0)	162 (0)	134 (18)	850 (0)
Pedmore	182	134 (48)	145 (37)	177 (5)	169 (13)	177 (5)	802 (108)
Windsor	260	262 (0)	263 (0)	281 (0)	278 (0)	279 (0)	1363 (0)
Earls	230	227 (3)	229 (1)	233 (0)	228 (2)	233 (0)	1150 (6)
Leasowes	234	232 (2)	231 (3)	234 (0)	260 (0)	231 (3)	1188 (0)
Ellowes Hall	196	171 (25)	189 (7)	214 (0)	220 (0)	192 (4)	986 (0)
Pensnett	130	86 (44)	128 (2)	122 (8)	130 (0)	128 (2)	594 (56)
Redhill	235	238 (0)	234 (1)	235 (0)	231 (4)	225 (10)	1163 (12)
Ridgewood	203	182 (21)	164 (39)	196 (7)	190 (13)	194 (9)	926 (89)
Summerhill	201	207 (0)	202 (0)	203 (0)	198 (3)	199 (2)	1009 (0)
Coseley	195	193 (2)	197 (0)	189 (6)	177 (18)	167 (28)	923 (52)
Crestwood	150	150 (0)	149 (1)	153 (0)	157 (0)	156 (0)	765 (0)
Dormston	224	225 (0)	226 (0)	234 (0)	224 (0)	225 (0)	1134 (0)
Wordsley	151	146 (5)	126 (25)	150 (1)	127 (24)	131 (20)	680 (75)
High Arcal*	242	243 (0)	244 (0)	248 (0)	220 (22)	215 (27)	1170 (40)
Holly Hall*	144	144 (0)	141 (3)	135 (9)	129 (15)	127 (17)	676 (44)
Kingswinford*	180	188 (0)	182 (0)	186 (0)	187 (0)	187 (0)	930 (0)
Bishop Milner	120	118 (2)	115 (5)	119 (1)	118 (2)	119 (1)	589 (11)
Castle	210	206 (4)	210 (0)	209 (1)	210 (0)	210 (0)	1045 (5)
Old Swinford	113	48 (65)	57 (56)	81 (32)	72 (41)	79 (34)	337 (228)

* Data sourced from PLASC – January 2006.

** Whilst surplus places may exist in some year groups others may be over their PAN causing the total of surplus places to be zero even though there may be some in different year groups.

Current Year 10 and Year 11 are not affected by this proposal as Cradley High Year 11 (135) leave as normal in July 2006 and the current Year 10 (145) will start Year 11 in September 2006 and leave as normal in July 2007. The proposal requires current pupils in Years 7, 8 and 9 to transfer to alternative schools by September 2007. Table 3 shows that there are not enough places in other schools. Discussions are taking place to ensure that sufficient places are created in other schools to meet preferences of pupils currently attending Cradley High. Places will be created by September 2007. The tables do not include the necessary increases in places at other schools.

Table 4 - Numbers for September 2006

School	PAN	Yr 7	Yr 8	Yr 9	Yr 10	Yr 11
Cradley High	150	68	91	98	136	145
Thorns	270	271	274	270	270	269
Hillcrest	152*	159	180	185	187	162
Pedmore	182	132	134	145	177	169
Windsor	260**	280	265	263	281	278
Earls	230**	240	227	229	233	228
Leasowes	234	180	232	231	234	260
Ellowes Hall	196	193	171	189	214	220
Pensnett	130	90	86	128	122	130
Redhill	235	235	238	234	235	231
Ridgewood	203	168	182	164	196	190
Summerhill	201	202	207	202	203	198
Coseley	195	196	193	197	189	177
Crestwood	150	144	150	149	153	157
Dormston	224	224	225	226	234	224
Wordsley	151	153	146	126	150	127
High Arcal	242	242	243	244	248	220
Holly Hall	144	145	144	141	135	129
Kingswinford	180	186	188	182	186	187
Bishop Milner	120	121	118	115	119	118
Castle	210	212	206	210	209	210
Old Swinford	113	19	48	57	81	72

* Hillcrest is proposing to increase the PAN to 180 under the Expansion of Popular and Successful Schools Scheme promoted by the DfES. The proposals will be considered shortly by the Dudley School Organisation Committee.

** Windsor and Earls will change their PANs as a consequence of construction work increasing their overall capacity. Windsor's PAN will change to 280 and Earls' PAN will change to 240.

Cradley High, Years 7 (68), 8 (92) and 9 (98), transfer to other schools by August 2007. Year 11 (146) leave as normal in July 2007.

Table 5 – Numbers for September 2007

School	PAN	Yr 7	Yr 8	Yr 9	Yr 10	Yr 11
Cradley High	150	0	0	0	0	136
Thorns	270	*	271	274	270	270
Hillcrest	152	*	159	180	185	187
Pedmore	182	*	132	134	145	177
Windsor	280	*	280	265	263	281
Earls	240	*	240	227	229	233
Leasowes	234	*	180	232	231	234
Ellowes Hall	196	*	193	171	189	214
Pensnett	130	*	90	86	128	122
Redhill	235	*	235	238	234	235
Ridgewood	203	*	168	182	164	196
Summerhill	201	*	202	207	202	203
Coseley	195	*	196	193	197	189
Crestwood	150	*	144	150	149	153
Dormston	224	*	224	225	226	234
Wordsley	151	*	153	146	126	150
High Arcal	242	*	242	243	244	248
Holly Hall	144	*	145	144	141	135
Kingswinford	180	*	186	188	182	186
Bishop Milner	120	*	121	118	115	119
Castle	210	*	212	206	210	209
Old Swinford	113	*	19	48	57	81

* It is not yet possible to predict admission numbers to individual schools in September 2007 as parents have not yet been asked to express preferences. However, there are fewer pupils in this cohort (current Year 5) than the cohort for admission to Year 7 in September 2006. This suggests the admission numbers will be lower in 2007 than in 2006. Please see note to table 3 regarding Hillcrest PAN.

Cradley High Year 11 (138) leave as normal in July 2008.

During the consultation parents will be asked to give an initial indication of preferences for alternative schools. This will ensure that sufficient places are created in the relevant schools. Parents will be asked to confirm their preferences when a decision is taken about the future of Cradley High.

3. Budget and resourcing

Table 6 – Impact of loss of pupils on costs

Budget Year	02/03	03/04	04/05	05/06	06/07	07/08 (est)	08/09 (est)	09/10 (est)
No. of pupils (Jan)	769	752	716	666	607	542	450	370
Budget (£'000s)	2,107	2,215	2,272	2,346	2,468	2,457	2,191	1,962
Other income (£'000s)	283	504	699	680	412	404	TBC	TBC
Total funding - all sources (£'000s)	2,392	2,720	2,972	3,027	2,881	2,862	2,191	1,962
Cradley unit cost per pupil (£)	2,740	2,945	3,173	3,522	4,066	4,533	4,869	5,303
Average secondary cost per pupil (£)	2,585	2,835	2,988	3,215	3,576	3,822	TBC	TBC
Staffing costs (£'000s)	1,863	2,134	2,393	2,453	2,395	2,341	TBC	TBC
Variance Cradley above average %	6	4	6	10	14	19	TBC	TBC
Reserves (£'000s)	121	96	140	55	-	-	TBC	TBC

(Some figures are not available yet so are labelled to be confirmed - TBC)

Table 6 shows that from 2002/03 to 2006/07 the number of pupils attending Cradley fell from 769 to 607, a loss of 162 pupils. Although the funding increased over the same period from £2,107,345 to £2,467,077, a rise of £361k, the increase, along with the use of reserves accumulated from previous years, was required to meet increases in the cost of staffing, premises, supplies and services. The unit cost per pupil has risen from £2,740 (6% above the Dudley secondary average) to £4,066 (14% above the Dudley secondary average). As the number of pupils continues to decline there will be less money to meet the costs of staffing, premises, supplies and services. This will have a severe impact on the quality of education. Further evidence of this can be seen in the level of school reserves which have fallen from £120,679 in 2002/03 to £54,611 at the end of March 2006.

Table 7 shows the main areas of expenditure. The proportion of the budget spent on staffing has increased from 78% to 83% in 2006/07, leaving less to spend on supplies and services which includes materials for teaching and learning.

Table 7 - Impact on expenditure

<u>Year</u>	<u>Expenditure as % of total budget</u>					
	<u>Staffing Costs</u> £	<u>Staffing Costs</u> %	<u>Premises Costs</u> £	<u>Premises Costs</u> %	<u>Supplies & services costs</u> £	<u>Supplies & services costs</u> %
2002/03	£ 1,862,843	78%	£ 175,141	7%	£ 348,356	15%
2003/04	£ 2,134,454	78%	£ 203,504	7%	£ 394,434	15%
2004/05	£ 2,392,819	81%	£ 212,474	7%	£ 353,246	12%
2005/06	£ 2,452,939	81%	£ 204,570	7%	£ 377,162	12%
2006/07	£ 2,395,306	83%	£ 209,225	7%	£ 290,168	10%
2007/08 (est)	£ 2,340,988	82%	£ 224,218	8%	£ 296,747	10%
2008/09 (est)	TBC	TBC	TBC	TBC	TBC	TBC
2009/10 (est)	TBC	TBC	TBC	TBC	TBC	TBC

The majority of every school's budget is used to pay for staffing. In January 2006 Cradley High had 48 (full time equivalent – fte) teachers for 666 pupils giving a pupil: teacher ratio of 13.9 (Dudley average = 15.9). As the pupil numbers fall there is less money to pay for staffing which has a number of major consequences.

- By January 2006 the number of teachers (fte) had fallen to 46 with 607 pupils and the pupil: teacher ratio had reduced to 13.2 which is not affordable. The Dudley average also reduced to 15.6. To be in line with the Dudley average, Cradley High would need to reduce the number of teachers (fte) to around 35 by January 2007 (542 pupils estimated, to around 28 by January 2008 (450 pupils estimated) and to around 23 by January 2009 (370 pupils estimated). Similar reductions would be required in other areas of staffing.
- Staff reductions of this scale have a major impact on governance, leadership and management. There will also be major impact on staff morale and subsequent impact on the quality of education provided.
- Smaller staffing structures have fewer points of responsibility. This means that there are fewer people to perform the same number of tasks required in all secondary schools with further pressure on staff workloads.
- Smaller staffing structures provide more limited opportunities for recruitment, retention, career and professional development of staff.

The proposal to close Cradley High will avoid this major impact on pupils and staff.

4. Standards in alternative local schools

Dudley knows its schools well. Information comes from school self-evaluations of how well they provide for children and from regular contact with a range of services. Schools are also assessed externally against an inspection framework operated by Ofsted. The most recent Ofsted reports can be viewed on: www.ofsted.gov.uk/reports. Further information is also available from individual schools.

Some pupils live closer to Sandwell schools. Ofsted reports for Sandwell can also be viewed on the above website.

Table 8 - KS3 results for Cradley High and other local schools 2002 – 2005 (%L5+)

Year	School	English	Mathematics	Science	Value Added
2002	Dudley LEA Average	65%	66%	67%	100
	Cradley High School	39%	41%	38%	97.5
	Thorns Community College	75%	66%	63%	100.4
	Hillcrest School and Community College	50%	48%	49%	99.3
	Pedmore Technology College and Community School	57%	58%	56%	98.4
	Windsor High School	83%	80%	89%	101
	The Earls High School	77%	79%	78%	100.5
	Leasowes Community College	49%	67%	71%	98.6
2003	Dudley LEA Average	69%	70%	69%	100
	Cradley High School	34%	43%	31%	96.6
	Thorns Community College	65%	66%	67%	99.3
	Hillcrest School and Community College	49%	47%	50%	98.6
	Pedmore Technology College and Community School	65%	63%	62%	99.1
	Windsor High School	84%	83%	78%	101.9
	The Earls High School	80%	79%	86%	100.2
	Leasowes Community College	69%	68%	70%	99.1
2004	Dudley LEA Average	69%	72%	66%	99.7
	Cradley High School	40%	60%	46%	97.1
	Thorns Community College	69%	73%	65%	100.4
	Hillcrest School and Community College	54%	54%	53%	98.8
	Pedmore Technology College and Community School	57%	67%	57%	98.4
	Windsor High School	85%	87%	82%	99.7
	The Earls High School	89%	83%	82%	100.6
	Leasowes Community College	68%	74%	68%	99.2
2005	Dudley LEA Average	74%	73%	69%	99.8
	Cradley High School	45%	56%	45%	97
	Thorns Community College	82%	75%	67%	99.8
	Hillcrest School and Community College	58%	68%	55%	98.3
	Pedmore Technology College and Community School	70%	62%	61%	98.7
	Windsor High School	94%	82%	86%	100.6
	The Earls High School	79%	74%	70%	99.1
	Leasowes Community College	77%	73%	70%	98.8

Table 9 - KS4 results for Cradley High and other local schools 2002 – 2005

Year	School	Number of students age 15	% 5+A*-C	% 5+A*-G	No passes	APS
2002	Dudley LEA Average		51.7%	92.3%	4.2%	34.9
	Cradley High School	167	26%	85%	1%	25.3
	Thorns Community College	290	51%	96%	3%	36
	Hillcrest School and Community College	117	38%	96%	0%	29.8
	Pedmore Technology College and Community School	192	54%	94%	4%	35.8
	Windsor High School	259	65%	99%	1%	40.1
	The Earls High School	233	63%	98%	1%	39.8
	Leasowes Community College	253	51%	94%	4%	34.8
2003	Dudley LEA Average		50.9%	91.5%	3.9%	34.3
	Cradley High School	149	39%	83%	2%	27.1
	Thorns Community College	279	63%	98%	0%	37.9
	Hillcrest School and Community College	131	42%	91%	2%	31
	Pedmore Technology College and Community School	175	41%	90%	3%	32.4
	Windsor High School	257	61%	98%	0%	38.4
	The Earls High School	224	61%	97%	1%	38.9
	Leasowes Community College	234	53%	96%	3%	35.1
2004	Dudley LEA Average		51.3%	91.0%	3.2%	33.9
	Cradley High School	143	45%	86%	6%	29.8
	Thorns Community College	268	51%	96%	1%	36.7
	Hillcrest School and Community College	137	43%	91%	3%	30.4
	Pedmore Technology College and Community School	173	48%	87%	4%	33.3
	Windsor High School	264	69%	98%	0%	37.9
	The Earls High School	228	73%	98%	0%	39.4
	Leasowes Community College	234	41%	91%	2%	31.4
2005	Dudley LEA Average		53.5%	92.6%	2.3%	35.1
	Cradley High School	134	58%	85%	4%	31.9
	Thorns Community College	270	53%	98%	0%	34.2
	Hillcrest School and Community College	126	35%	91%	7%	28.5
	Pedmore Technology College and Community School	192	43%	95%	2%	32.7
	Windsor High School	256	65%	98%	0%	40.5
	The Earls High School	241	67%	98%	0%	37.7
	Leasowes Community College	246	45%	97%	0%	34.6

5. Support for the local community

It is not in the best interests of children, families or the local community to have a non-viable school. The proposal to close Cradley High provides opportunities to ensure that all children of secondary school age have access to good quality education and improve the range of facilities for the community. The proposals will build on existing strengths by improving facilities for children and their families and ensuring that community activities continue to develop.

5.1 Community use

There is significant community use of the facilities at Cradley High. The school is utilised by nine badminton groups, three football clubs, two martial arts groups, a dancing group, a fitness group and a social club. Discussions will take place over the next year with these and other community groups, other Council services including sports and leisure, adult learning, and FE Colleges. These discussions will include the possible retention of part of the existing school buildings for community use. Agreement will need to be reached on the management of the facilities and how they will be paid for.

6. Alternative options considered

A range of alternative options to closure have been considered.

- Housing developments and population change

There is no solid evidence of sufficient housing developments (planned or potential) that could generate the extra pupils required for Cradley High to become viable. Any future changes to this situation would occur too late as urgent action is required now.

- Federation / Amalgamation

Federation or amalgamation with other schools in Dudley was considered. All of the nearby secondary schools are larger than Cradley High. Very large schools can be more difficult to manage particularly if they also have added challenges from operating on more than one site. As the pupil numbers fall the Cradley High site would still become increasingly expensive to maintain with little evidence that the quality of provision could be maintained or enhanced. There are no clear options for federation or amalgamation.

- Reduction in capacity

This option has been applied to some primary schools with surplus places. In these cases the primary schools have sufficient pupils to remain viable. Reducing the capacity at

Cradley High would have no effect on the school's financial ability to provide the full range of education experiences required for secondary age pupils. Reducing the capacity at other schools would not guarantee transfers to Cradley High.

- Closure of other schools

All of the nearby secondary schools are maintaining their admission numbers. Any reductions in the number of applications are relatively small for September 2006. The closure of any other local school would create a severe shortage of places, more travel for families and resulted in additional costs. There is also no guarantee that pupils from other schools would transfer to Cradley High.

Additional places will be created at other Dudley schools to ensure that Cradley High pupils have access to the quality of education they are entitled to. Full account will be taken of parents' initial induction of rigorous to provide the additional places required in other Dudley schools. Every effort will be made to meet potential preferences.

7. Pupils

Table 11 shows how the closure of Cradley High will take place over a two year period.

Table 11 – How closure will work at Cradley High

Year Group	No of pupils Sept 05	Estimated no of pupils Sept 06	Action	No of pupils Sept 07	No of pupils Sept 08
Yr 7	96	68	Transfer to other schools Sept 07*	0	0
Yr 8	101	92	Transfer to other schools Sept 07*	0	0
Yr 9	129	98	Transfer to other schools Sept 07*	0	0
Yr 10	151	138	Continue	0	0
Yr 11	148	146	Leave	134	0
Total	625	542		134	0 - Closed

* Discussions are taking place to create the additional places needed in alternative schools.

8. Staffing

There are 108 staff employed at Cradley High School. Each member of staff will receive support in securing new posts in alternative schools or elsewhere. It is not anticipated that there will be any requirement for redundancy. It should be possible during a two year process to ensure that all staff secure new posts.

9. Timetable

Event	Date
Start of consultation	Wednesday 5 July 2006
Consultation ends	Thursday 28 September 2006
Publication of statutory notices	2 November – 14 December
Closure of Cradley High	31 August 2008

10. Additional Information

There is a substantial amount of information provided on the following websites that parents, carers, the community and committees may wish to consult.

www.dudley.gov.uk

www.dfes.gov.uk

www.statistics.gov.uk

11. How do I respond?

The Council would like to hear your comments on the information provided in this document. Views can be submitted in a variety of forms. Views expressed at meetings, letters, e-mails and telephone comments will be recorded. All responses will be retained and be available as a public record.

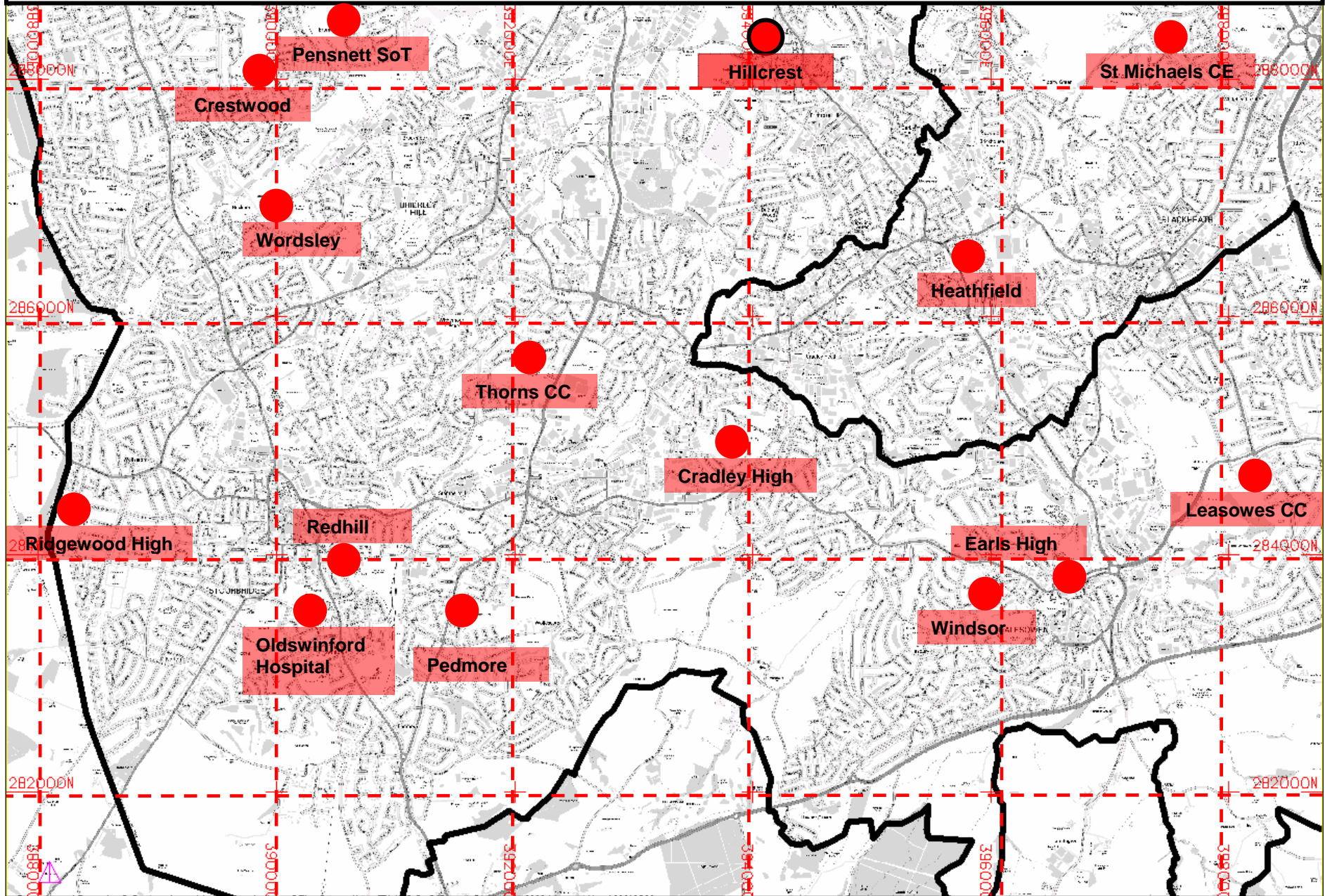
All responses need to reach the Council by **5.00pm** on **Thursday 28 September 2006**.

Please send responses to:

Vicky Cook vicky.cook@dudley.gov.uk
Executive Support Team
Directorate of Children's Services
Westox House
Trinity Road
Dudley
DY1 1JQ

This page is intentionally blank

Location of Cradley High School and nearest alternative schools



Map produced by the Education Information Team (HB)
Using the GMIS system and supported by the GMIS Unit, ICT Services

