

**Select Committee on Community Safety and Community Services – 10<sup>th</sup> June 2010**

**Report of the Chief Executive**

**Safe and sound community safety partnership – annual report**

**Purpose of Report**







1. This report summarises the performance of the safe and sound partnership for the year 1.4.2009 to 31.3.2010, and sets out the partnerships priorities for 2010/2011 in the context of the existing three year plan (2008-2011).

**Background**

2. The safe and sound partnership works to a three year plan which, by law, has to include an annual strategic assessment and the publication of an annual summary of performance, together with refreshed priorities for the following year.
3. The partnership strategic board sets the priorities for the three year plan based upon any government requirements, Local Area Agreement (LAA) priorities that it assumes responsibility for, and community priorities derived from community engagement including surveys, workshops and meetings such as the annual 'Face the people' event.
4. The annual strategic assessment, taken together with community views then influences the priorities for the following year, but only in the context of the existing three year priorities. For example, a three year strategic priority of dealing with violent crime may allow the partnership to focus on bullying and domestic abuse one year, but then change to alcohol fuelled late night street violence the next.
5. **Performance 2009 – 2010.**  
Overall, this year has seen another strong performance particularly in the reduction in acquisitive crime and violent crime.

LAA stretch targets (final year)




Indicator	Year End 2009/10	Year End Stretch Target	Variance	Variance	Status
Reduce Violent Crime	1940	3341	1401	41.9%	★
Reduce Criminal Damage	3881	4991	1110	22.2%	★
Reduce Theft of Motor Vehicle	699	1280	581	45.4%	★

Maintain reporting levels of Domestic Abuse at 3300 incidents per year	4357	3300	1057	32.0%	
Increase the number of Sanctioned Detections for Domestic Abuse	585	800	215	26.9%	
Increase the number of Offences Brought to Justice	433	350	83	23.7%	
Reduce Malicious Vehicle Fires	97	206	109	52.9%	
Reduce Accidental Dwelling Fires	167	214	47	21.9%	
Reduce Arson Other Building	36	55	19	34.5%	

The failure to achieve the target on sanctioned detections for Domestic Abuse is attributable to the initial target setting process. This indicator had not been measured previously, so there was no baseline. The partnership feel that in estimating the level of sanctioned detections during target setting negotiations with Government Office, too much emphasis was given to the fact that the perpetrator would be known to the victim, and not enough to the difficulties that the unique relationship between victim and perpetrator would cause in bringing about a detection.

This is evidenced by the fact that a different target setting process took place with regard to the linked measure of 'offences brought to justice', and that in this very similar objective, the target was in fact easily achieved.

Next Generation Local Area Agreement (NGLAA) targets (second year):

Indicator	Year End 2009/10	Year End Stretch Target	Variance	Variance	Status
Serious Acquisitive Crime	4167	4769	602	12.6%	
Assault With Injury	1841	2448	607	24.8%	
Perceptions of Anti Social Behaviour	22.4%	25%		2.6%	

6. The Home Office performance management website iQuanta reports Dudley's performance against our most similar family groups (MSG). Regarding NI16 (serious acquisitive crime), at the end of March 2010 Dudley was 9<sup>th</sup> out of the 15 within the MSG. The average rate per 1000 population for the group was calculated to be 4.055, Dudley's average was lower than this at 3.632.

In terms of NI20 (Assault with injury), at the end of March 2010 Dudley was 5<sup>th</sup> of the 15. The average rate per 1000 population for the group was 1.661; Dudley's average rate was less than this at 1.338.

Finally iQuanta also shows that for total crime per 1000 residents for all the West Midlands Crime and Disorder Reduction Partnerships, Dudley is the safest borough in our region, by this measure.

7. **Priorities 2010 – 2011**

Following the annual strategic assessment, the board have approved the following strategic priorities for the partnership for the year 2010 – 2011:

- Improve trust and confidence in the partnership
- Improve town centre safety
- Improve quality of life in key neighbourhoods
- Tackle re-offending
- Tackle re-offending by higher risk groups
- Reduce repeat victimisation
- Strengthen partnership working to safeguard vulnerable groups, including access to drug treatment and other services

8. **Finance**

There are no direct financial implications arising from this report at this stage.

9. **Law**

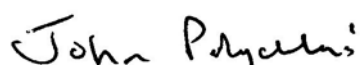
Section 2 Local Government Act 2000 enables the council to do anything which it considers likely to achieve the promotion or improvement of the economic, social or environmental well-being of the borough.

10. **Equality Impact**

This report is in accordance with the council's equality and diversity policy.

11. **Recommendation**

It is recommended that the committee notes the content of this report.



**John Polychronakis**  
**Chief Executive**

Contact Officer: Dawn Hewitt  
Telephone: 01384 818215  
Email: dawn.hewitt@dudley.gov.uk

**List of Background Papers**

*This section should include a list of those documents, which disclose facts or matters on which the report is based and which have been relied on to a material extent in preparing the report. Published works or documents containing exempt or confidential information must not be included in this list.*