

Appendix 1.1 – Q2 Dashboard Performance



Corporate Performance Dashboard Adult Social Care

2022-23 Q2

Corporate KPI performance 2022-23 Q2

KPI's due to be reported

4

KPI's reported

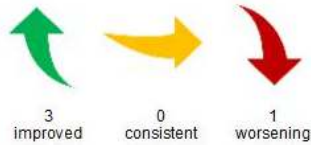
4

KPI's missing data

0

KPI short term trend

Comparing 2022-23 Q2 to 2022-23 Q1



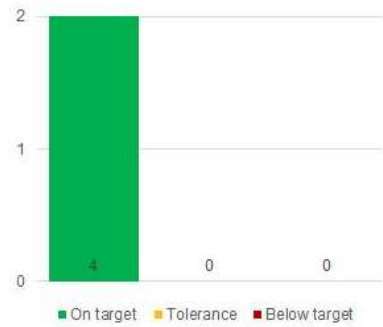
KPI annual trend

Comparing 2022-23 Q2 to 2021-22 Q2



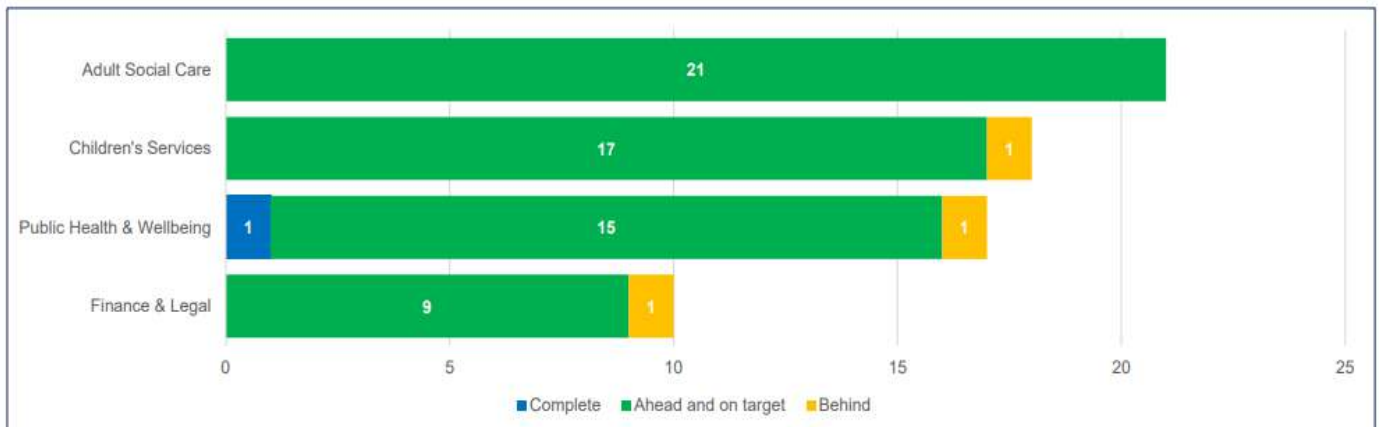
KPI's new for 2022-23 cannot be compared

KPI status



Directorate plan actions status 2022-23 Q2

Directorate plan actions - status by directorate



KPI scorecards 2022-23 Q2



Dudley the borough of opportunity

Performance indicator	2021-22	2022-23 financial year							Benchmarking comparator data
	Qtr. 2 outturn	Qtr. 1 outturn	Qtr. 2 outturn	Target	Score	Short term trend	Annual trend		
PI 2133 % of working age service users (18-64) with learning disability support living alone or with family	49.5%	46%	73%	50%	★	↗	↗	77.3% England 19/20	
PI 2132 % of contacts to adult social care with an outcome of information and advice/signposting	10.6%	9%	23%	11%	★	↗	↗	Local measure	
PI 501 (ASCOF2B) - Prop of 65+ at home 91 days after discharge from hospital into reablement services	93%	98%	90%	83%	★	↘	↘	82% England 19/20	



Dudley the safe and healthy borough

Performance indicator	2021-22	2022-23 financial year							Benchmarking comparator data
	Qtr. 2 outturn	Qtr. 1 outturn	Qtr. 2 outturn	Target	Score	Short term trend	Annual trend		
PI 2134 % of the conversion of safeguarding concerns to enquiry	8.4%	6%	4%	20%	★	↗	↗	77.3% England 19/20	